



Washington County, MD

BOARD OF ELECTIONS

## AGENDA

### Washington County Board of Elections December 13, 2022

Board Meeting to be held on Tuesday, December 13, 2022 at **3PM**. Meeting will be held in person but may also be attended virtually. Call in information is provided below. **The Board of Canvassers will reconvene following the regular board meeting.**

#### Call Meeting to Order/Pledge of Allegiance:

#### Record Those Present:

#### Minutes of the October 11, 2022 Regular Board Meeting:

#### Request for Additions/Changes to Agenda:

#### Correspondence:

#### Reports:

- I. Election Director
- II. Attorney

#### Old Business:

- I. Christmas Party
- II. General Election – Recap
- III. Manual Audit
- IV. Social Media Policy

#### New Business:

- I. FY24 Budget

#### Members Remarks:

17718 Virginia Avenue | Hagerstown, MD 21740 | P: 240.313.2050 | F: 240.313.2062 | TDD: 711

[WWW.WASHCO-MDELECTIONS.ORG](http://WWW.WASHCO-MDELECTIONS.ORG)

**Scheduling of Next Meeting:**

**Distributed Information:**

**Future Events:**

Vacations!

Manual Audit – TBD

**Executive Session:**

Part of the meeting may be closed in accordance with Open Meeting Act Procedures.

**Public Participation:** Members of the public may address the Board. Pursuant to §3.2B of the Board's bylaws, public participation at a meeting must be pre-scheduled and pre-approved by the President. To request approval to speak at a board meeting, contact Kaye Robucci at 240.313.2053 or by Email no later than 5 pm the day before the meeting.

**Call In Instructions for the Meeting:**

**Meeting ID**

**[meet.google.com/wau-xani-dtw](https://meet.google.com/wau-xani-dtw)**

**Join by phone**

**1 413-276-7606**

**PIN: 521 132 351#**

## **Director's Report – December 13, 2022**

- A. Personnel – Election Judge Payroll sent up to county last week! Election Workers will be paid in December 16<sup>th</sup> check run.
- B. Meetings:
  - 1. Director's Meetings: Recap of October 20, 2022 Call:
    - a) Mostly last minute reminders for the election.
    - b) Cybersecurity Awareness Month – Fred Brechbiel-scammers are targeting corporate and personal Facebook pages, claiming that there has been a security breach and you need to click the link to fix it.
    - c) Next Meeting, December 15, 2022
- C. Correspondence: N/A
- D. Trainings: Barry Jackson and Teresa Morningstar attended Oracle Budget Preparation training on December 13, 2022.
- E. Legislative Update: Department of Legislative Services released the 2023 Legislative Session Issue Papers on November 22<sup>nd</sup>. No mention of any significant election related legislation, but Senator Cheryl Kagan has promised to reintroduce her bill (vetoed by Gov. Hogan) to allow election officials to count mail-in ballots prior to Election Day. MAEO and MACO will lobby for mandated 50/50 splits between state and counties for election related costs.
- F. Voter Registration Activities and Statistics:
  - 1. Registration Statistics for November 2022
- G. Voting System Activities:
  - 1. Post Election Maintenance on all electronic voting equipment, once SBE releases us to do so.
- H. Projects:
  - 1. Manual Audit of 2022 General Election (discuss in Old Business)
  - 2. Clean up from 2022 election (clean out black transfer carts and put everything away, box up voted and unvoted ballots for storage).

# Monthly Statistical Report

Last Transaction Date From: 11/01/2022 To: 11/30/2022

## ADDITIONS TO COUNTY REGISTRATION

METHOD	DEM	REP	GRN	LIB	WCP	UNA	OTHERS	TOTAL	EXACT	DUPES
Absentee Ballot Application	0	0	0	0	0	0	0	0	0	2
Correction	0	0	0	0	0	1	0	1	1	0
Election Day Provisional	24	18	0	1	0	15	0	58	0	0
In Person	1	0	0	0	0	0	0	1	1	0
Motor Vehicle Administration	4	1	0	0	0	4	0	9	0	0
Online Mail In Request	2	0	0	0	0	2	0	4	0	0
PB Registration (Provisional Ballot)	59	37	0	4	0	30	3	133	2	0
Same Day Early Voting	8	7	0	0	0	4	0	19	0	0
Same Day Election Day	16	35	0	0	0	13	1	65	0	0
Same Day Provisional	6	3	0	0	0	3	0	12	0	0
Social Security Administration	1	3	0	0	0	1	0	5	0	0
State Designated Agencies	0	1	0	0	0	0	0	1	0	0
<b>TOTAL</b>	<b>121</b>	<b>105</b>	<b>0</b>	<b>5</b>	<b>0</b>	<b>73</b>	<b>4</b>	<b>308</b>	<b>4</b>	<b>4</b>

## SUBTRACTIONS FROM COUNTY ACTIVE STATUS

REASON	DEM	REP	GRN	LIB	WCP	UNA	OTHERS	TOTAL
Criminal Conviction/Infamous Crime	3	0	0	0	0	2	0	5
Death Notice	40	46	0	0	0	13	0	99
Death Notices Other than DHMH	5	5	0	0	0	0	0	10
Failure to Vote	0	1	0	0	0	0	0	1
Moved Out of State	3	0	0	0	0	2	0	5
Non-Citizen	3	1	0	0	0	1	0	5
PCC-Potential Criminal Conviction	0	0	0	0	0	0	1	1
Voter Request	1	0	0	0	0	1	0	2
Duplicate/Merged	0	0	0	0	0	0	0	0
County Transfer Out	-35	-20	0	0	0	-24	0	-79
<b>TOTAL</b>	<b>90</b>	<b>73</b>	<b>0</b>	<b>0</b>	<b>0</b>	<b>43</b>	<b>1</b>	<b>207</b>

## AFFILIATION CHANGES

CHANGE	DEM	REP	GRN	LIB	WCP	UNA	OTHERS	TOTAL

## Monthly Statistical Report

Last Transaction Date From: 11/01/2022 To: 11/30/2022

From	9	10	1	2	0	26	5	53
To	17	20	0	2	0	14	0	53
<b>TOTAL</b>	<b>8</b>	<b>10</b>	<b>-1</b>	<b>0</b>	<b>0</b>	<b>-12</b>	<b>-5</b>	<b>0</b>

### CURRENT ACTIVE REGISTRATION

ACTIVITY	DEM	REP	GRN	LIB	WCP	UNA	OTHERS	TOTAL
BEGINNING OF REPORT	31710	44400	174	631	126	22424	870	100335
ADDITIONS (+)	121	105	0	5	0	73	4	308
REINSTATED (+)	11	15	0	0	0	6	1	33
CANCELLED (-)	-50	-48	0	0	0	-19	-1	-118
COUNTY TRANSFER OUT (-)	-35	-20	0	0	0	-24	0	-79
AFFILIATION CHANGES (+ OR -)	8	10	-1	0	0	-12	-5	0
* INACTIVATED (-)	-5	-5	0	0	0	0	0	-10
* REACTIVATED (+)	59	61	1	3	0	32	0	156
<b>END OF REPORT TOTALS</b>	<b>31819</b>	<b>44518</b>	<b>174</b>	<b>639</b>	<b>126</b>	<b>22480</b>	<b>869</b>	<b>100625</b>

Last Transaction Date From: 11/01/2022 To: 11/30/2022

**INACTIVE REGISTRATION  
 SUBTRACTIONS FROM COUNTY INACTIVE STATUS**

REASON	DEM	REP	GRN	LIB	WCP	UNA	OTHERS	TOTAL
Absentee Ballot Application	2	0	0	0	0	0	0	2
Criminal Conviction/Infamous Crime	1	1	0	0	0	0	0	2
Death Notice	3	4	0	0	0	1	0	8
Election Day Provisional	1	2	0	0	0	0	0	3
In Person	0	1	0	0	0	0	0	1
Online Mail In Request	0	1	0	0	0	0	0	1
Provisional Ballot Change	6	11	0	0	0	9	0	26
Same Day Early Voting	1	0	0	0	0	0	0	1
Duplicate/Merged	0	0	0	0	0	0	0	0
County Transfer Out	-10	-5	0	0	0	-2	0	-17
<b>TOTAL</b>	<b>24</b>	<b>25</b>	<b>0</b>	<b>0</b>	<b>0</b>	<b>12</b>	<b>0</b>	<b>61</b>

**CURRENT INACTIVE REGISTRATION**

ACTIVITY	DEM	REP	GRN	LIB	WCP	UNA	OTHERS	TOTAL
BEGINNING OF REPORT	3613	4085	25	125	8	2929	99	10884
* INACTIVATED (+)	5	5	0	0	0	0	0	10
* REACTIVATED (-)	-59	-61	-1	-3	0	-32	0	-156
COUNTY TRANSFER OUT (-)	-10	-5	0	0	0	-2	0	-17
AFFILIATION CHANGES (+ OR -)	0	0	0	0	0	0	0	0
CANCELLED FROM INACTIVE (-)	-4	-5	0	0	0	-1	0	-10
PENDING FROM INACTIVE (-)	0	0	0	0	0	0	0	0
<b>TOTAL INACTIVE</b>	<b>3545</b>	<b>4019</b>	<b>24</b>	<b>122</b>	<b>8</b>	<b>2894</b>	<b>99</b>	<b>10711</b>

**TOTAL REGISTRATION RECORDS  
 ACTIVE AND INACTIVE REGISTRATION**

ACTIVITY	DEM	REP	GRN	LIB	WCP	UNA	OTHERS	TOTAL
ACTIVE REGISTRATION	31819	44518	174	639	126	22480	869	100625
INACTIVE REGISTRATION	3545	4019	24	122	8	2894	99	10711
<b>TOTAL RECORDS</b>	<b>35364</b>	<b>48537</b>	<b>198</b>	<b>761</b>	<b>134</b>	<b>25374</b>	<b>968</b>	<b>111336</b>

# Monthly Statistical Report

Last Transaction Date From: 11/01/2022 To: 11/30/2022

Address Changes Within Jurisdiction	200	Confirmation Mailings Sent	1325
Address Changes Statewide	19058	Confirmation Responses	0
Name Changes	249	Number of NVRA Agency voter registration Applications on hand	
Number of current Statewide voter registration application on hand		Date report completed	
Signature of person who prepared the report		Unaffiliated = those individuals declining to affiliate with a party.	

Other = Those individuals designating affiliation with a party that is not established under Maryland Law.

# 2022 Gubernatorial General Election

Registered Voters:

99,137

Ballots Cast:

49,477

Turnout:

49.9%






# 2022 Gubernatorial General Election

## Early Voting

Election Center Turnout:	6,234
Library Turnout:	1,149
Total Turnout:	7,383
Turnout Percentage:	7.5%



# 2022 Gubernatorial General Election

## Election Day

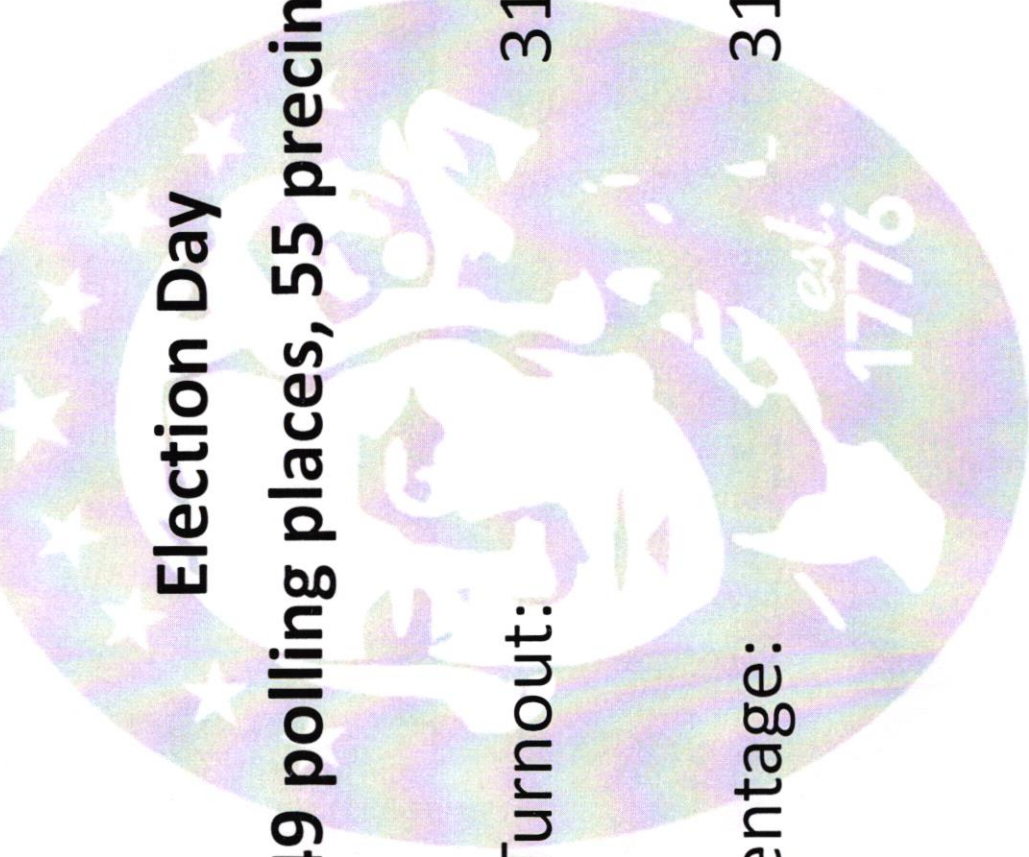
(49 polling places, 55 precincts)

Election Day Turnout:

31,204

Turnout Percentage:

31.5%



# 2022 Gubernatorial General Election



MIB 1:

5,999

MIB 2:

4,029


Total MIB:

10,028

Turnout Percentage:

10.1%

# 2022 Gubernatorial General Election



## Provisional Ballots

Total Provisionals:

862

Provisional Percentage:

0.9%

# 2022 Gubernatorial General Election

## Comparison to Similar Past Elections

Year	Registration	Turnout	%
2022	99,137	49,477	49.9
2018	95,102	51,497	54.1
2014	90,097	39,138	43.4

## Early Voting Comparison

Year	Registration	Turnout	%
2022	99,137	7,383	7.5
2018	95,102	8,757	9.2

## Election Day Comparison

Year	Registration	Turnout	%
2022	99,137	31,204	31.5
2018	95,102	39,007	41.0

## Mail In Ballot Comparison

Year	Registration	Turnout	%
2022	99,137	10,028	10.1
2018	95,102	2,930	3.1



## Provisional Ballot Comparison

Year	Registration	Turnout	%
2022	99,137	862	0.87
2018	95,102	803	0.84

Election Year	Regis. Voters	Ballots Cast	Percent %	EV – Early Vote	ED – Elect. Day	MIB – Mail in	Provisionals
2022	99,137	49,477	49.9	7,383	31,204	10,028	862
2018	95,102	51,497	54.1	8,757	39,007	8 canvass, 80hr 2,930 abs	803
2014	90,097	39,138	43.4	-	37,511	4 canvass, 34hr 1,235 abs	392